

NEW YORK

Colgate University (5%)
College of Insurance (10%)
College of Mount St. Vincent (9%)
CUNY--Brooklyn College (8%)
CUNY--College of Staten Island (9%)
CUNY--York College (7%)
Dominican College of Blauvelt (5%)
Hofstra University (5%)
Manhattan College (6%)
Marymount College--Tarrytown (6%)
Nyack College (7%)
Pratt Institute (10%)
Regents College (5%)
Rochester Institute of Technology (5%)
Sarah Lawrence College (5%)
SUNY College--Old Westbury (8%)
SUNY--Albany (8%)
Union College (5%)
United States Merchant Marine Academy (6%)
United States Military Academy (5%)
Vassar College (9%)
Wells College (6%)

OHIO

Oberlin College (7%)
Ohio State University--Columbus (5%)
Tiffin University (6%)

OKLAHOMA

University of Oklahoma (6%)

OREGON

Lewis and Clark College (7%)
Linfield College (6%)
Oregon Institute of Technology (6%)
Oregon State University (8%)
Portland State University (10%)
University of Oregon (6%)
University of Portland (8%)
Willamette University (6%)

PENNSYLVANIA

Haverford College (9%)
Lehigh University (5%)
MCP Hahnemann University (9%)
Moore College of Art and Design (5%)
Pennsylvania State Univ--Univ Park (5%)
Rosemont College (5%)
Temple University (10%)

TENNESSEE

Vanderbilt University (6%)

TEXAS

Austin College (8%)
Baylor University (5%)
Southern Methodist University (6%)
Texas Woman's University (6%)
Trinity University (8%)
University of Dallas (6%)

VIRGINIA

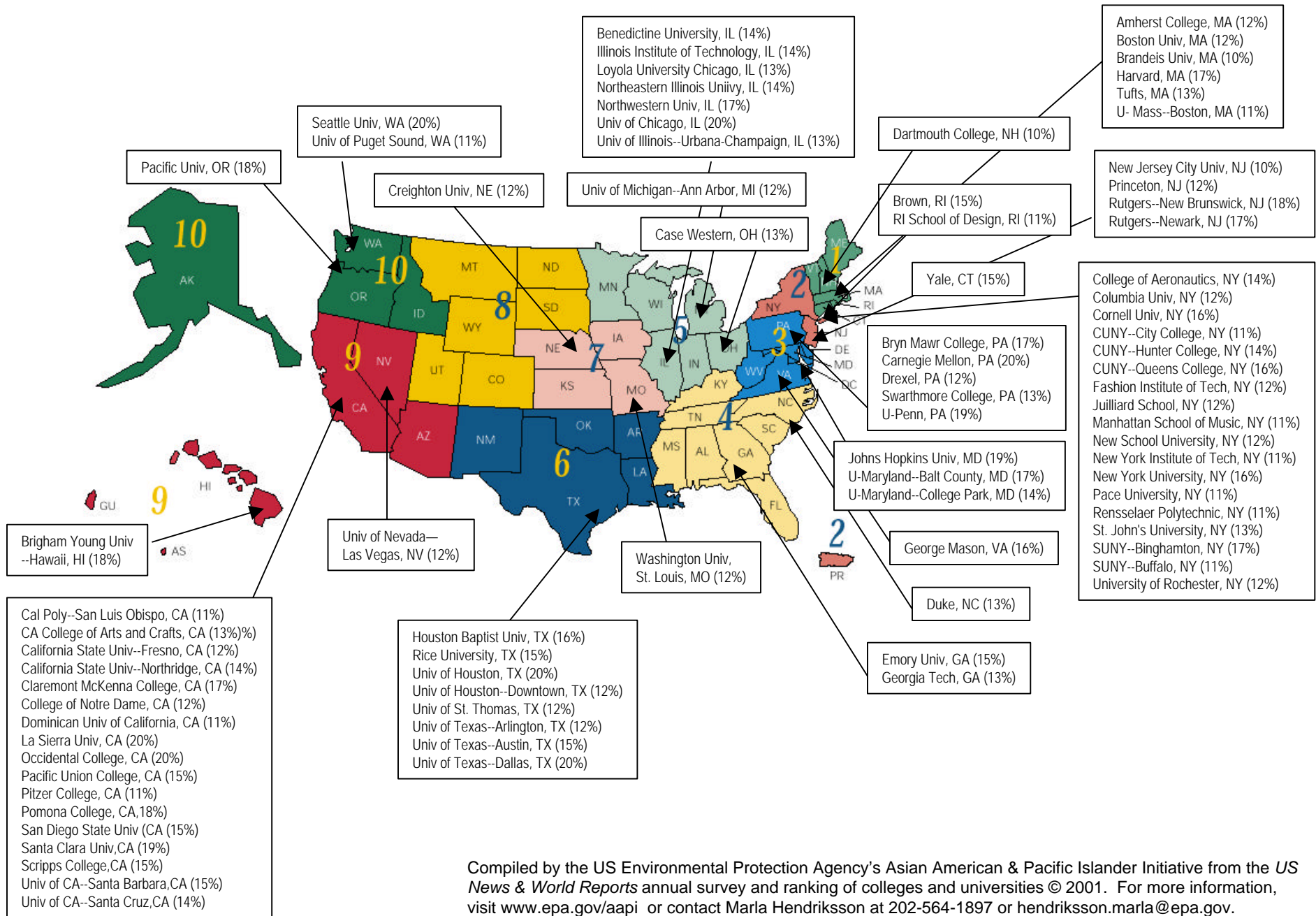
College of William and Mary (7%)
Marymount University (7%)
Old Dominion University (6%)
University of Virginia (10%)
Virginia Commonwealth University (8%)
Virginia Military Institute (5%)
Virginia Tech (7%)

WASHINGTON

Evergreen State College (5%)
Gonzaga University (5%)
Northwest College (6%)
Pacific Lutheran University (5%)
Seattle Pacific University (5%)
St. Martin's College (6%)
Walla Walla College (5%)
Washington State University (5%)
Western Washington University (7%)
Whitman College (7%)
Whitworth College (6%)

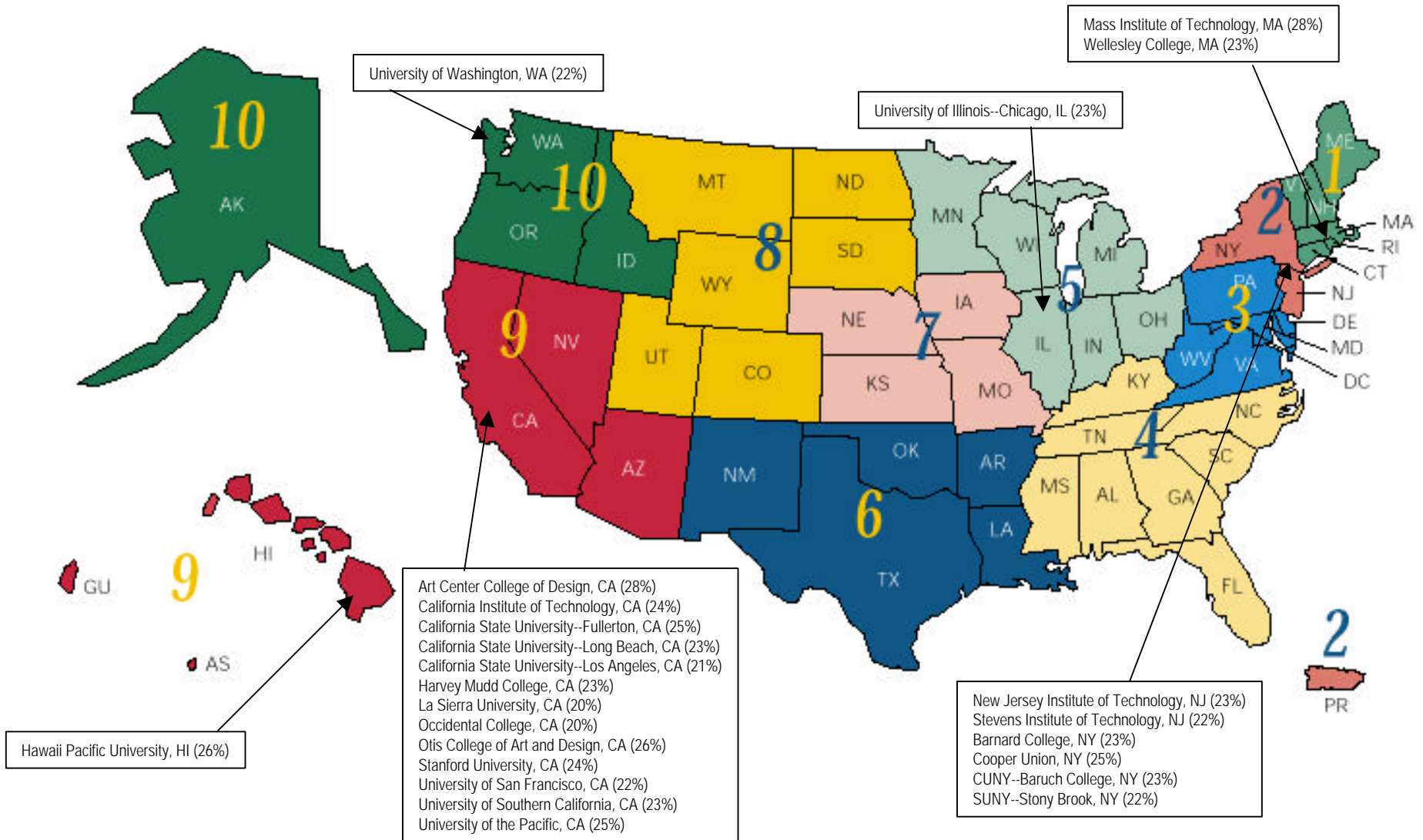
* According to the 2000 Census, Asian Americans & Pacific Islanders comprise approximately 5% of the total US population; colleges and universities are designated as "significant" if they have a >5% AAPI student population.

US Colleges & Universities with Significant Asian Pacific Student Populations (11-20%)



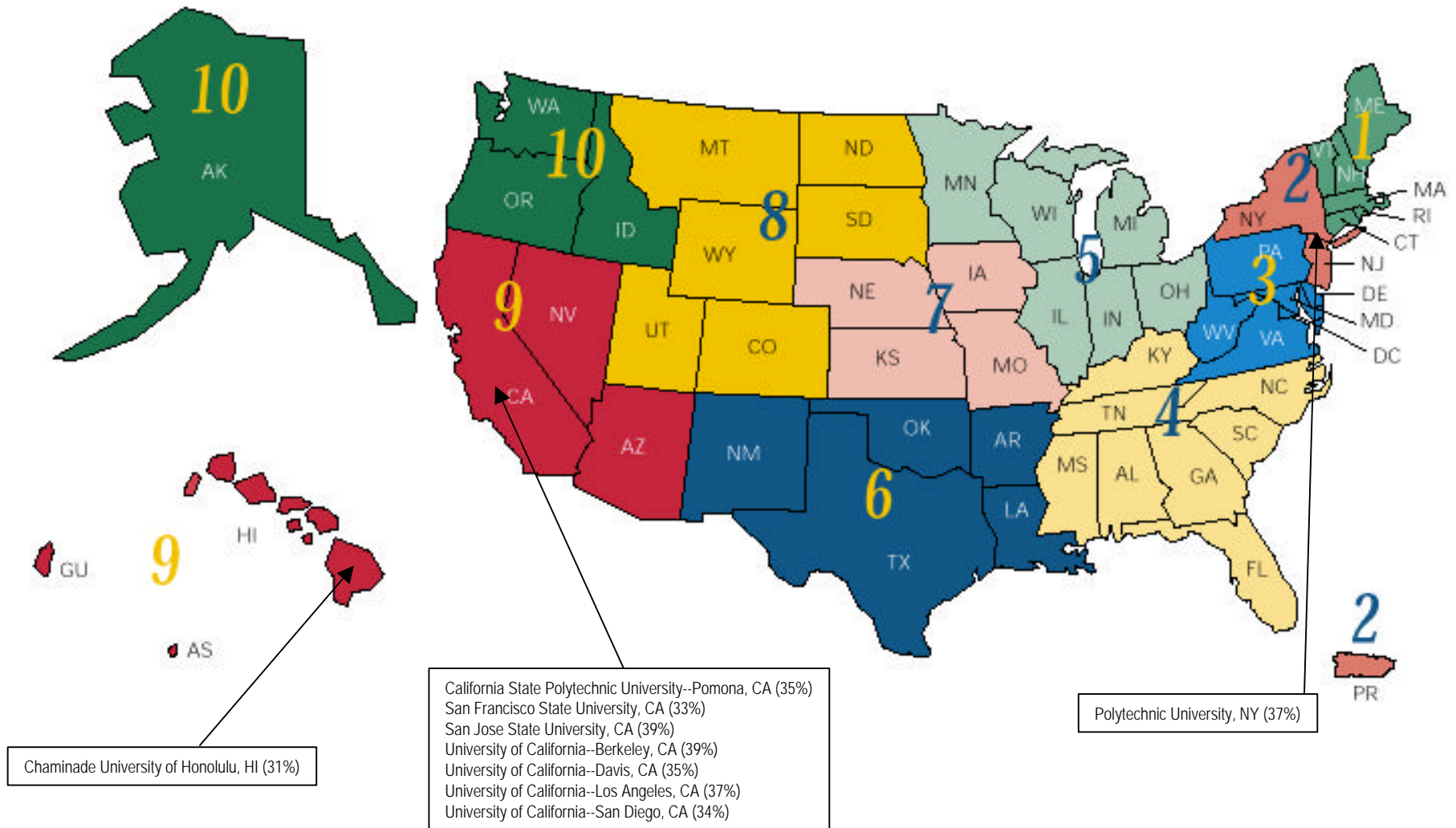
Compiled by the US Environmental Protection Agency's Asian American & Pacific Islander Initiative from the *US News & World Reports* annual survey and ranking of colleges and universities © 2001. For more information, visit www.epa.gov/aapi or contact Marla Hendriksson at 202-564-1897 or hendriksson.marla@epa.gov.

US Colleges & Universities with Significant Asian Pacific Student Populations (21-30%)



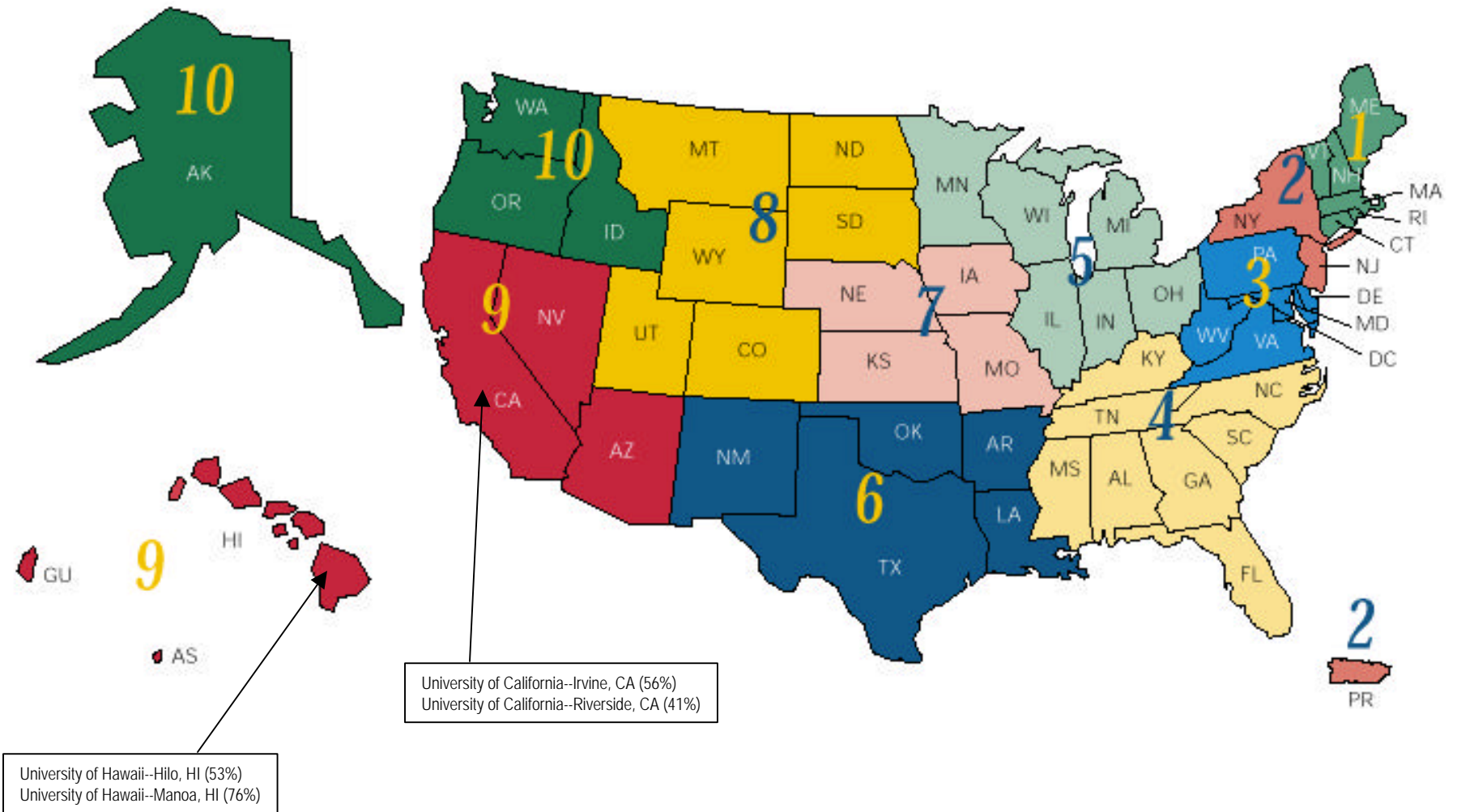
Compiled by the US Environmental Protection Agency's Asian American & Pacific Islander Initiative from the *US News & World Reports* annual survey and ranking of colleges and universities © 2001. For more information, visit www.epa.gov/aapi or contact Marla Hendriksson at 202-564-1897 or hendriksson.marla@epa.gov.

US Colleges & Universities with Significant Asian Pacific Student Populations (31-40%)



Compiled by the US Environmental Protection Agency's Asian American & Pacific Islander Initiative from the *US News & World Reports* annual survey and ranking of colleges and universities © 2001. For more information, visit www.epa.gov/aapi or contact Marla Hendriksson at 202-564-1897 or hendriksson.marla@epa.gov.

US Colleges & Universities with Significant Asian Pacific Student Populations (41-50%)



Compiled by the US Environmental Protection Agency's Asian American & Pacific Islander Initiative from the *US News & World Reports* annual survey and ranking of colleges and universities © 2001. For more information, visit www.epa.gov/aapi or contact Marla Hendriksson at 202-564-1897 or hendriksson.marla@epa.gov.